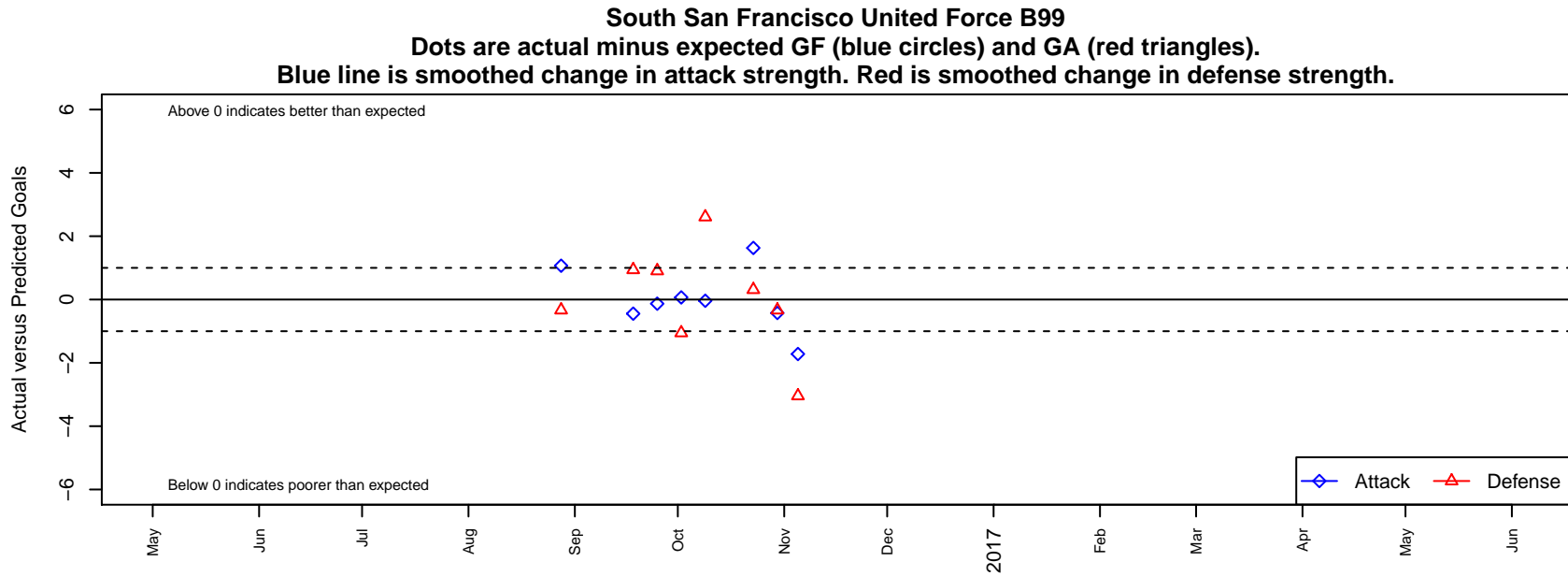


South San Francisco United Force B99

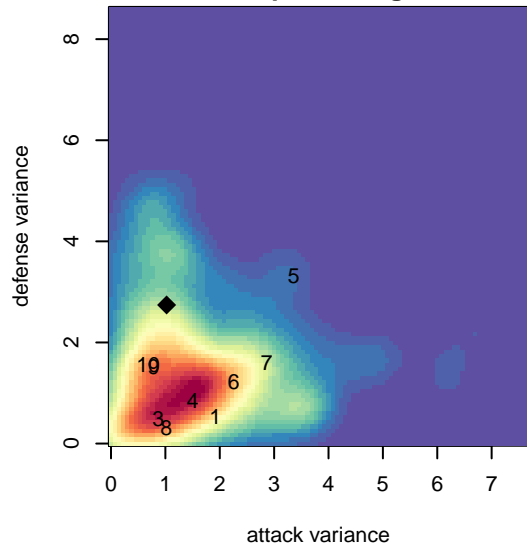
San Francisco, CAN
B99 total strength=1781
attack=36.64 defense=24.45

alt names used:
SSF UNITED DC FORCE

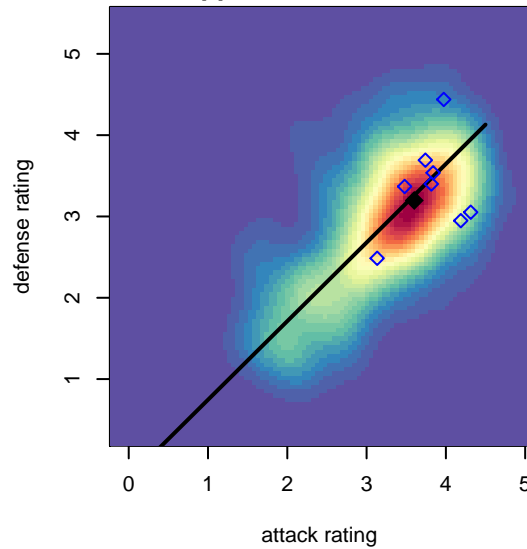
Venues played:
2016 FWRL CAN CRL U18



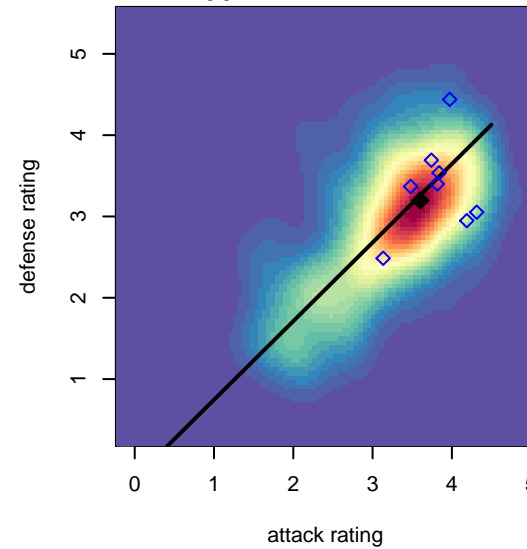
**attack and defense variance (black dot)
relative to other teams
and top 10 in region**



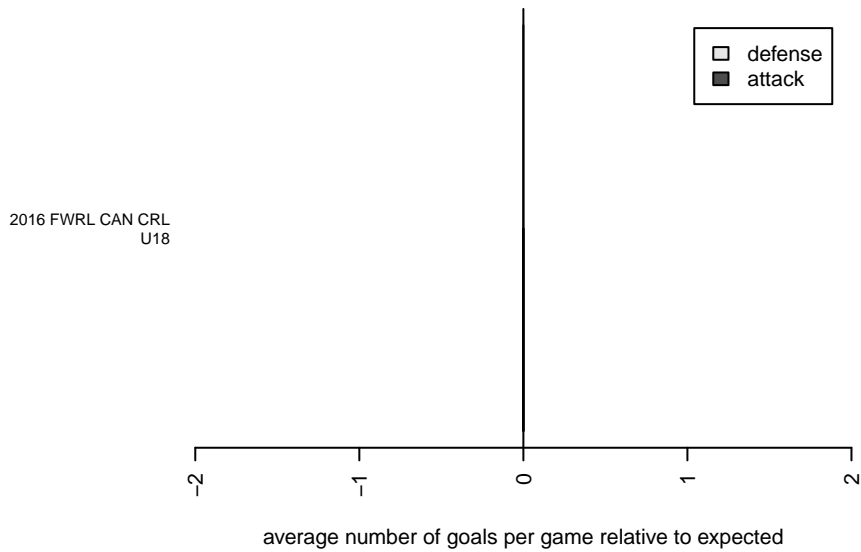
**attack and defense rating
relative to others at age
and all opponents in last 13 months**



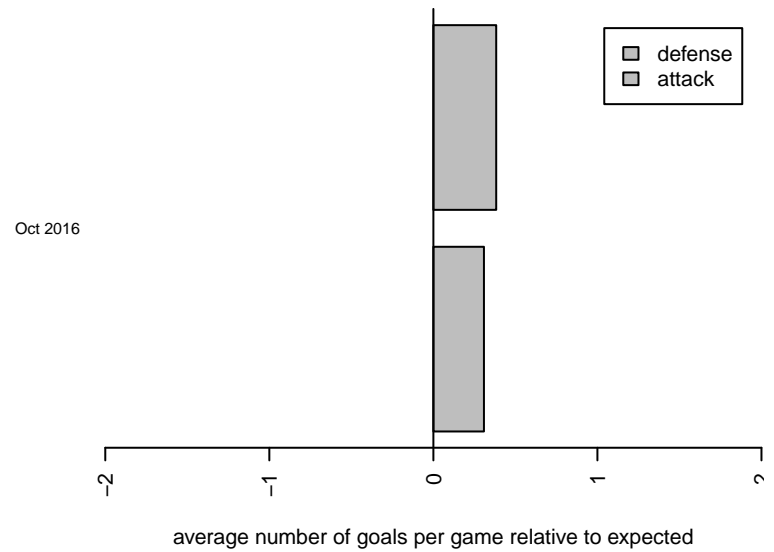
**attack and defense rating
relative to others at age
and all opponents in last 13 months**



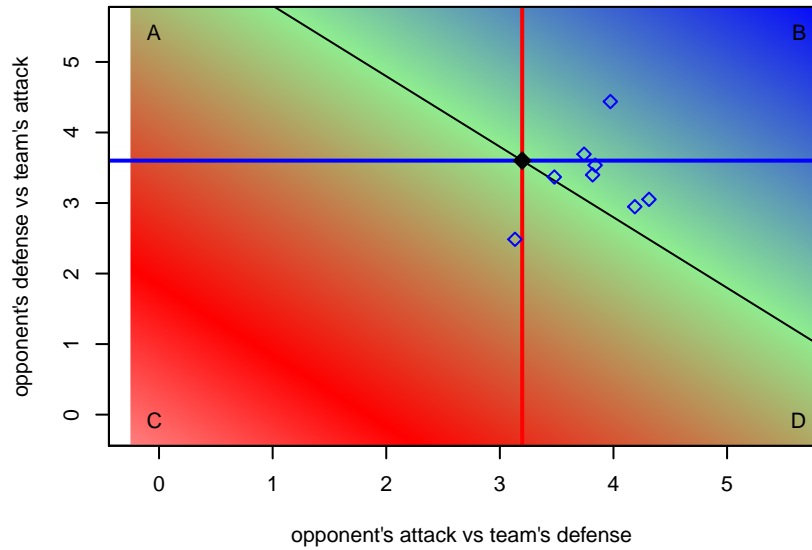
Performance relative to 13 month average



Performance relative to 13 month average



Distribution of opponents
 Red = Lose zone, Blue = Win zone, Green = Even
 Black line separates win/lose zones



lot. A=Neither has attack advantage, B=Opponent has both attack and defense advantage, C=Opponent has both attack and defense disadvantage, D=Both have

date	home		away		venue	pred.home	pred.away
2016-11-05	Tecos Hayward SC Fire B99	6	South San Francisco United Force B99	0	2016 FWRL CAN CRL U18	2.96	1.72
2016-10-30	South San Francisco United Force B99	1	California Magic SC B99	2	2016 FWRL CAN CRL U18	1.43	1.67
2016-10-23	South San Francisco United Force B99	3	Burlingame Gold B99	1	2016 FWRL CAN CRL U18	1.37	1.31
2016-10-09	South San Francisco United Force B99	2	California Northstars B99	0	2016 FWRL CAN CRL U18	2.04	2.61
2016-10-02	El Camino Real Salinas Pumas B99	3	South San Francisco United Force B99	1	2016 FWRL CAN CRL U18	1.95	0.93
2016-09-25	South San Francisco United Force B99	3	Kings Country SC Atletico B99	0	2016 FWRL CAN CRL U18	3.13	0.91
2016-09-18	South San Francisco United Force B99	0	Peninsula SC Galaxy Blue B99	1	2016 FWRL CAN CRL U18	0.45	1.94
2016-08-28	South San Francisco United Force B99	2	Santa Clara Sporting Green B99	2	2016 FWRL CAN CRL U18	0.93	1.67